


# Patera


PATE-P / 17.7 IN / 1x100W A-19/IF medium / 120V / White / White textile / - / - / - / 5741925151

The pendant is a glowing sphere built up of small diamond-shaped cells. Each cell is carefully designed to capture light and to shield the light source from the viewing angles above 45 degrees. Each cell glows. Below 45 degrees, the fields are open to direct light downwards. A small amount of light is also sent upwards to illuminate the ceiling.



## Øivind Slaatto

Øivind Slaatto (born 1978) is a promising Danish designer, recognised for his simple and poetic solutions. Nature is Øivind's most important source of inspiration. He also seeks to transfer characteristics such as rationality, logic and harmony to his designs.



INGENIØR'NE



## Product info

### Environmental Product Specification

This product is compliant with the requirements contained in the European Directives, RoHS Directive 2011/65 and 2015/863. This product is designed so that 100% of the product can be disassembled and reused.

### Information

Electrical: System Wattage: 42W, 65W or 97W (LED) 100W or 200W (INC) LED Wattage: 40W, 62W, or 89 W  
Delivered lumens: 2,307 - 4,291 (LED) Efficacy: 44 lm/W - 60 lm/W (LED) Certifications: cULus, Dry Location  
Protection class IP20 Controllability: 0-10V Dimming (LED variants); Phase dimming (incandescent variants) Color Rendering: Ra≥90 for LED variants. Performance dependent upon screw-base lamp used in socketed variants.

### Mounting

Canopy: White. Cord type: 2-conductor, 18 AWG white PVC power cord. Cord length: 12'. LED variants include 1x stainless steel aircraft cable.

### Finish

White, matte coated.

### Materials

Shade: Matte PVC sheet. Frame: Clear polycarbonate inserts with white painted steel rods. Incandescent socket support: brass rod with matte chrome finish. LED: Aluminum heatsinks and copper heat pipes.

### Sizes and weight

Width x Height x Length (in.) | 17.7 x 17.1 x 17.7 Max 12.6 lbs | 23.6 x 22.7 x 23.6 Max 14.0 lbs | 35.4 x 34.1 x 35.4 Max 66.2 lbs

### Compliance

cULus, Damp location.

### Specification notes

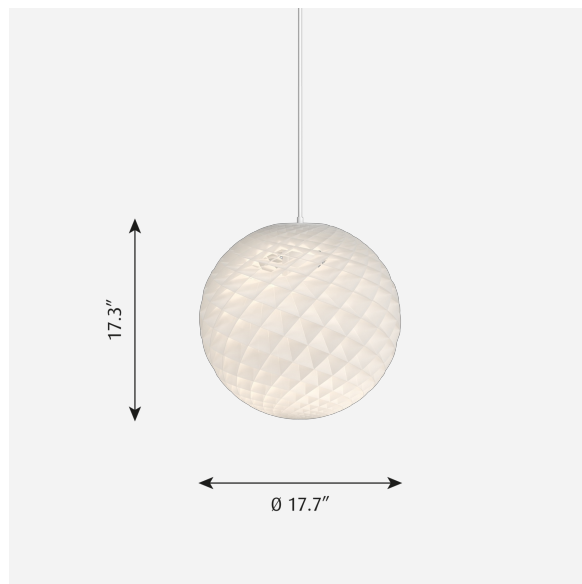
a. 17.7 IN available in 1/100W/A-19 or 44W LED. b. 23.6" variants available in 1/200W/A-19 or 65W LED. c. 35.4" variants available in 1/200W/A-19 or 97W LED. d. Incandescent variants available only in 120V. e. LED variants available only in 120-277V with 0-10V dimming.

### Light source

1x100W A-19/IF medium

### Information

Electrical:  
System Wattage: 42W, 65W or 97W (LED)  
100W or 200W (INC)  
LED Wattage: 40W, 62W, or 89 W  
Delivered lumens: 2,307 - 4,291 (LED)  
Efficacy: 44 lm/W - 60 lm/W (LED)  
Certifications:  
cULus, Dry Location  
Protection class IP20  
Controllability: 0-10V Dimming (LED variants); Phase dimming (incandescent variants)  
Color Rendering: Ra≥90 for LED variants.  
Performance dependent upon screw-base lamp used in socketed variants.



## Product family

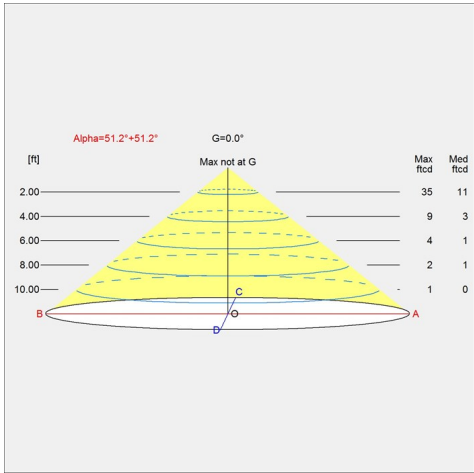


Patera Oval

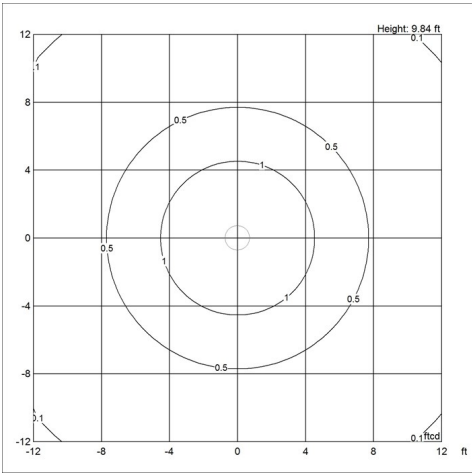


# Light distribution diagrams

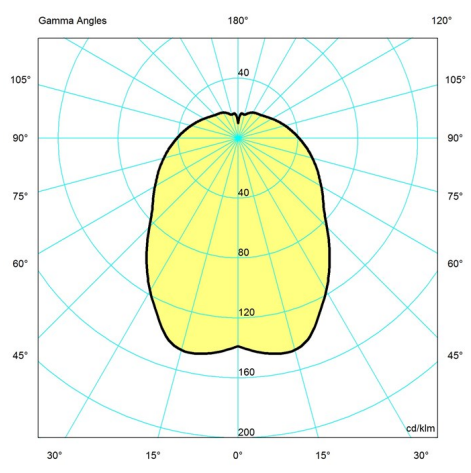
Cartesian



Isolux



Polar



## Spare parts & accessories

Product	Variant number
PATERA 450 SUSP MAX 60W E27 CL.II	5741099207

## Data specifications

Colour	White	Length	17.7
Width	17.7	Height	17.1
Built-in Height	-	IP class	20
Class	-	Net Weight	7.9
Standby (W)	-	Power Factor (P = 100 % / P = 50 %)	-
Inrush Current	-	Light source	1x100W A-19/IF medium

Kelvin	-
SDCM	-
Watt	-
Light control	-
UGR Transversal / Axial	<b>11.5/11.5</b>
Driver life	-

CRI	-
Lumen	-
Efficacy	-
Min. Dim Level (%)	-
L80B50 (hours)	-